

INDEPENDENT AUDITORS' REPORT

TO THE MEMBERS OF SITI VISION DIGITAL MEDIA PRIVATE LIMITED

Qualified Opinion

1. We have audited the accompanying standalone financial statements of **Siti Vision Digital Media Private Limited** ("the Company"), which comprise the Balance Sheet as at 31st March 2023, the Statement of Profit and Loss (including other comprehensive income), the Statement of Cash Flows and the Statement of changes in Equity for the year then ended, and a summary of the significant accounting policies and other explanatory information.

2. In our opinion and to the best of our information and according to the explanations given to us, *except for the effects of the matters described in Basis of Qualified Opinion section of our report*, the aforesaid standalone financial statements give the information required by the Companies Act, 2013 ('Act') in the manner so required give a true and fair view in conformity with the accounting principles generally accepted in India including Indian Accounting Standards ('Ind AS') specified under section 133 of the Act, of the state of affairs (financial position) of the Company as at 31 March 2023, and its loss (financial performance including other comprehensive income), its cash flows and the changes in equity for the year ended on that date.

Basis for Qualified Opinion

3. The Company's 'Revenue from Operations' includes broadcasters' share in subscription income from pay channels, which has correspondingly been presented as an expense which is not in accordance with the requirements of Ind AS 115, 'Revenue from contracts with customers'. Had the management disclosed the same on net basis, the 'Revenue from Operations' and the 'Pay channel, carriage sharing and related cost' each would have been lower by Rs.191.28 millions for the year ended 31 March 2023, while there would have been no impact on the net loss for the year ended 31 March 2023.

4. We conducted our audit in accordance with the Standards on Auditing specified under section 143(10) of the Act. Our responsibilities under those standards are further described in the Auditor's Responsibilities for the Audit of the Financial Statements section of our report. We are independent of the Company in accordance with the Code of Ethics issued by the Institute of Chartered Accountants of India ('ICAI') together with the ethical requirements that are relevant to our audit of the financial statements under the provisions of the Act and the rules thereunder, and we have fulfilled our other ethical responsibilities in accordance with these requirements and the Code of Ethics. We believe that the audit evidence we have obtained is sufficient and appropriate to provide a basis for our opinion.

Material Uncertainty Related to Going Concern

5. We draw attention to the following matter in the Notes to the financial statements:-



- a) Note no. 1.3-u of the notes to the financial statements which indicates that the Company has accumulated losses and its net worth has been fully / substantially eroded. However, for the reasons stated in the note no: 1.3-u regarding long term corporate strategies and support from the holding company/promoters, the financial statements of the Company have been prepared on a going concern basis.

Our opinion is not modified in respect of the matter.

Emphasis of Matter

6. We draw attention to note 2 which indicates that one lender and one shareholder has filed application against the company under section 7 of the Insolvency and Bankruptcy Code, 2016 before National Company Law Tribunal (NCLT), Delhi for initiation of Corporate insolvency resolution process on the ground that the company has defaulted in making repayment of borrowings taken from the lender amounting to Rs. 20.50 millions. The case is still pending for order with principal bench of NCLT, Delhi and the Company has no negative assessment of Companies ability to continue as a going concern. Our opinion is not modified in respect of this matter.

Information other than the Financial Statements and Auditor's Report thereon

7. The Company's Board of Directors is responsible for the other information. The other information comprises the information included in the Annual Report, but does not include the financial statements and our auditor's report thereon.

Our opinion on the financial statements does not cover the other information and we do not express any form of assurance conclusion thereon.

In connection with our audit of the financial statements, our responsibility is to read the other information and, in doing so, consider whether the other information is materially inconsistent with the financial statements or our knowledge obtained in the audit or otherwise appears to be materially misstated. If, based on the work we have performed, we conclude that there is a material misstatement of this other information, we are required to report that fact. We have nothing to report in this regard.

Responsibilities of Management for the Standalone Financial Statements

8. The Company's Board of Directors is responsible for the matters stated in Section 134(5) of the Companies Act, 2013 ("the Act") with respect to the preparation of these standalone financial statements to give a true and fair view of the financial position, financial performance including other comprehensive income, cash flows and changes in equity of the Company in accordance with the accounting principles generally accepted in India, including the Indian Accounting Standards (Ind AS) prescribed under Section 133 of the Act, read with relevant rules issued thereunder. This responsibility also includes maintenance of adequate accounting records in accordance with the provisions of the Act for safeguarding of the assets of the Company and for preventing and detecting frauds and other irregularities; selection and application of appropriate accounting policies; making judgments and estimates that are reasonable and prudent; and design, implementation and maintenance of adequate internal financial controls, that were operating effectively for ensuring the accuracy and completeness of the accounting records, relevant to the preparation and presentation of the financial statements that give a true and fair view and are free from material misstatement, whether due to fraud or error.



9. In preparing the financial statements, management is responsible for assessing the Company's ability to continue as a going concern, disclosing, as applicable, matters related to going concern and using the going concern basis of accounting unless management either intends to liquidate the Company or to cease operations, or has no realistic alternative but to do so.

10. Those Board of Directors are also responsible for overseeing the Company's financial reporting process.

Auditor's Responsibilities for the Audit of the Financial Statements

11. Our objectives are to obtain reasonable assurance about whether the financial statements as a whole are free from material misstatement, whether due to fraud or error, and to issue an auditor's report that includes our opinion. Reasonable assurance is a high level of assurance, but is not a guarantee that an audit conducted in accordance with Standards on Auditing will always detect a material misstatement when it exists. Misstatements can arise from fraud or error and are considered material if, individually or in the aggregate, they could reasonably be expected to influence the economic decisions of users taken on the basis of these financial statements.

12. As part of an audit in accordance with Standards on Auditing, we exercise professional judgment and maintain professional skepticism throughout the audit. We also:

- Identify and assess the risks of material misstatement of the financial statements, whether due to fraud or error, design and perform audit procedures responsive to those risks, and obtain audit evidence that is sufficient and appropriate to provide a basis for our opinion. The risk of not detecting a material misstatement resulting from fraud is higher than for one resulting from error, as fraud may involve collusion, forgery, intentional omissions, misrepresentations, or the override of internal control.
- Obtain an understanding of internal control relevant to the audit in order to design audit procedures that are appropriate in the circumstances. Under section 143(3)(i) of the Act, we are also responsible for explaining our opinion on whether the company has adequate internal financial controls system in place and the operating effectiveness of such controls.
- Evaluate the appropriateness of accounting policies used and the reasonableness of accounting estimates and related disclosures made by management.
- Conclude on the appropriateness of management's use of the going concern basis of accounting and, based on the audit evidence obtained, whether a material uncertainty exists related to events or conditions that may cast significant doubt on the Company's ability to continue as a going concern. If we conclude that a material uncertainty exists, we are required to draw attention in our auditor's report to the related disclosures in the financial statements or, if such disclosures are inadequate, to modify our opinion. Our conclusions are based on the audit evidence obtained up to the date of our auditor's report. However, future events or conditions may cause the Company to cease to continue as a going concern.
- Evaluate the overall presentation, structure and content of the financial statements, including the disclosures, and whether the financial statements represent the underlying transactions and events in a manner that achieves fair presentation.

13. We communicate with those charged with governance regarding, among other matters, the planned scope and timing of the audit and significant audit findings, including any significant deficiencies in internal control that we identify during our audit.

14. We also provide those charged with governance with a statement that we have complied with relevant ethical requirements regarding independence, and to communicate with them all



relationships and other matters that may reasonably be thought to bear on our independence, and where applicable, related safeguards.

15. From the matters communicated with those charged with governance, we determine those matters that were of most significance in the audit of the financial statements of the current period and are therefore the key audit matters. We describe these matters in our auditor's report unless law or regulation precludes public disclosure about the matter or when, in extremely rare circumstances, we determine that a matter should not be communicated in our report because the adverse consequences of doing so would reasonably be expected to outweigh the public interest benefits of such communication.

Report on Other Legal and Regulatory Requirements

16. As required by 'the Companies (Auditor's Report) Order, 2020, issued by the Central Government of India in terms of sub-section (11) of section 143 of the Act (hereinafter referred to as the "Order"), and on the basis of such checks of the books and records of the Company as we considered appropriate and according to the information and explanations given to us, we give in the **Annexure A**, a statement on the matters specified in paragraphs 3 and 4 of the Order.

17. As required by Section 143 (3) of the Act, we report that:

(a) We have sought and except for the effects of the matters described in the Basis for Qualified Opinion section obtained all the information and explanations which to the best of our knowledge and belief were necessary for the purposes of our audit.

(b) {except for the effects of the matter described in the Basis for Qualified Opinion section}, in our opinion, proper books of account as required by law have been kept by the Company so far as it appears from our examination of those books.

(c) The Balance Sheet, the Statement of Profit and Loss, the Statement of Cash Flows and the statement of changes in equity dealt with by this Report are in agreement with the books of account.

(d) {except for the effects of the matters described in the Basis for Qualified Opinion section} In our opinion, the aforesaid standalone financial statements comply with the Accounting Standards specified under Section 133 of the Act, read with relevant rule issued there under.

(e) On the basis of the written representations received from the directors as on 31st March 2023 taken on record by the Board of Directors, none of the directors is disqualified as on 31st March 2023 from being appointed as a director in terms of Section 164 (2) of the Act.

(f) With respect to the adequacy of the internal financial controls over financial reporting of the Company and the operating effectiveness of such controls, refer to our separate Report in **Annexure B**.

(g) As required by section 197(16) of the Act, we report that the Company has paid remuneration to its directors during the year in accordance with the provisions of and limits laid down under section 197 read with Schedule V to the Act.

(h) With respect to the other matters to be included in the Auditors' Report in accordance with Rule 11 of the Companies (Audit and Auditors) Rules, 2014, in our opinion and to the best of our knowledge and belief and according to the information and explanations given to us:



- i. The Company has disclosed the impact, if any, of pending litigations as at 31st March 2023 on its financial position in its standalone financial statements – Refer Note no.1.3.c of the notes to the financial statements;
- ii. the Company did not have any long-term contracts including derivative contracts for which there were any material foreseeable losses;
- iii. There were no amounts which were required to be transferred to the Investor Education and Protection Fund by the Company.
- iv. a) Management has represented that, to the best of its knowledge and belief, other than as disclosed in the notes to the accounts, no funds have been advanced or loaned or invested (either from borrowed funds or share premium or any other sources or kind of funds) by the Company to or in any other person(s) or entity(is), including foreign entities ("Intermediaries"), with the understanding, whether recorded in writing or otherwise, that the Intermediary shall, whether, directly or indirectly lend or invest in other persons or entities identified in any manner whatsoever by or on behalf of the Company ("Ultimate Beneficiaries") or provide any guarantee, security or the like on behalf of the Ultimate Beneficiaries.
(b) Management has represented that, to the best of its knowledge and belief, other than as disclosed in the notes to the accounts, no funds have been received by the Company from any person(s) or entity(ies), including foreign entities ("Funding Parties"), with the understanding, whether recorded in writing or otherwise, that the Company shall, whether, directly or indirectly, lend or invest in other persons or entities identified in any manner whatsoever by or on behalf of the Funding Party ("Ultimate Beneficiaries") or provide any guarantee, security or the like on behalf of the Ultimate Beneficiaries, and
(c) Based on the audit procedures adopted by us, nothing has come to our notice that has caused us to believe that the representations made by the Management under sub clause (a) and (b) above, contain any material misstatement.
- v. The company has not declared or paid any dividend during the year.

**For Subhash C. Gupta & Co.
Chartered Accountants**

Firm's Registration No.: 004103N

**Subhash C. Gupta
(Partner)**

Membership No.: 080222



Place : New Delhi

Date :19.05.2023

UDIN- 23080222-BG4VGG9776

Annexure A to Independent Auditors' Report

Referred to in paragraph 16 of the Independent Auditors' Report of even date to the members of Siti Vision Digital Media Pvt. Ltd. on the standalone financial statements for the year ended 31st March 2023

Based on the audit procedures performed for the purpose of reporting a true and fair view on the financial statements of the Company and taking into consideration the information and explanations given to us and the books of account and other records examined by us in the normal course of audit, we report that:

(i) (a) A) The Company has maintained proper records showing full particulars, including quantitative details and situation of fixed assets *except for Set Top Boxes capitalized/installed at customer premises.*

B) The company has maintained proper records showing full particulars of intangible assets.

(b) According to the information and explanations given to us the fixed assets (*other than Set top boxes installed at customer premises and those in transit or lying with the distributors/cable operators and distribution equipment comprising overhead and underground cables physical verification of which is infeasible owing to the nature and location of these assets*) have been physically verified by the management during the year in a phased periodical manner which, in our opinion, is reasonable, having regard to the size of the Company and nature of the assets. No material discrepancies were noticed on such verification.

(c) Since the company does not own any immovable properties the provisions of the said clause of the Order are not applicable.

(d) The company has not revalued any of its property, plant and equipment and intangible assets during the year ended March 31, 2023.

(e) No proceedings have been initiated during the year or are pending against the company as at March 31, 2023 for holding any benami property under the Benami Transactions (Prohibition) Act, 1988 (as amended in 2016) and the rules made there under.

(ii) (a) The company does not have any inventory. Accordingly, the provisions of clause 3(ii) of the Order are not applicable.

(b) The company has not been sanctioned any working capital limit from banks or financial institutions on the basis of security of current assets at any point of time during the year hence reporting under clause 3(ii)(b) of the Order is not applicable.

(iii) According to the information and explanations provided to us the company has not made investments, provided any guarantee or security or granted any loans or advances in the nature of loans, secured or unsecured to companies, firms, limited liability partnerships or any other parties during the year hence clause 3(iii)(a) to 3(iii) (f) is not applicable to the company.

(iv) Since the company has not made investments, nor provided any guarantee or security or granted any loans or advances, accordingly the provisions of clause 3(iv) of the Order are not applicable.



(v) To the best of our knowledge & according to the information and explanations given to us the Company has not accepted any deposits within the meaning of Sections 73 to 76 of the Act and the Companies (Acceptance of Deposits) Rules, 2014 (as amended). Accordingly, the provisions of clause 3(v) of the Order are not applicable.

(vi) To the best of our knowledge and belief, the Central Government has not specified maintenance of cost records under sub-section (1) of Section 148 of the Act, in respect of Company's products/ services. Accordingly, the provisions of clause 3(vi) of the Order are not applicable.

(vii) (a) To the best of our knowledge and according to the information and explanations given to us the Company is regular in depositing undisputed statutory dues including provident fund, employees' state insurance, income-tax, GST, duty of customs, duty of excise and other material statutory dues as applicable, with the appropriate authorities. Further according to the information and explanation given to us, no undisputed amounts payable in respect thereof were outstanding at the year-end for a period of more than six months from the date they become payable.

(b) There are no dues in respect of income-tax, GST, duty of customs, duty of excise, value added tax etc that have not been deposited with the appropriate authorities on account of any dispute except for:-

Name of Statute	Nature of Dues	Amount Involved Rs.	Forum/ period where the dispute is pending
Income Tax Act 1961	Income Tax A.Y 2017-18	Disallowances of Rs. 3176320	Appeal pending with CIT (A)

(viii) There were no transactions relating to previously unrecorded income that were surrendered or disclosed as income in the tax assessments under the Income Tax Act, 1961 (43 of 1961) during the year. Hence clause 3(viii) of the Order is not applicable to the company.

(ix) (a) The company has not defaulted in repayment of loans or borrowings to any bank or financial institution during the year except as under:-

Nature of borrowings including debt securities	Name of the lender	Amount not paid on due date	Whether principal or interest	Number of days delay or unpaid	Remarks, if any
Inter corporate deposit	Viswaroopa Info Services India Pvt. Ltd.	20.50 millions	Unsecured loan -Rs.14.42 millions & Trade payable Rs. 6.08 millions	0-365 days	Lender has filed application u/s 7 of the IBC, 2016 for CIRP and the case is still pending before NCLT.

(b) According to the information and explanations provided to us, the company has not been is a declared willful defaulter by any bank or financial institution or government or government authority.



- (c) The Company has not taken any term loan during the year and there are no unutilized term loans at the beginning of the year hence the reporting under clause 3(ix) c) is not applicable to the company.
- (d) According to the information and explanations given to us and the procedures performed by us, and on an overall examination of the financial statements of the company, we report that no funds raised on short term basis have been used for long term purposes by the company.
- (e) According to the information and explanations given to us and on an overall examination of the financial statements of the company, the Company has not taken any funds from any entity or person on account of or to meet the obligations of its subsidiaries or associate companies. Accordingly, reporting under clause 3(ix)(e) of the order does not arise.
- (f) The company does not hold any investment in any subsidiary, associates or joint venture (as defined under the Companies Act 2013) during the year ended March 31, 2023. Hence clause 3(ix) (f) of the Order is not applicable.
- (x) (a) The company has not raised any funds during the year from initial public offer or further public offer. Accordingly, reporting under clause 3(x)(a) of the order does not arise.
- (b) According to the information and explanations given to us and on the basis of our examination of the records of the company, the Company has not made any preferential allotment or private placement of shares or convertible debentures (fully, partially or optionally convertible) during the year hence the clause 3(x)(b) of the Order is not applicable.
- (xi) (a) Based upon the audit procedures performed for the purpose of reporting true and fair view of the financial statement and as per the information and explanations given by the management, we report that no fraud on or by the Company has been noticed or reported during the course of our audit.
- (b) During the year, no report under sub-section (12) of section 143 of the Act has been filed in Form ADT – 4 as prescribed under Rule 13 of Companies (Audit and Auditors) Rules, 2014 with the Central Government.
- (c) As represented to us by the Management there have been no whistle blower complaints received by the Company during the year.
- (xii) Since the company is not a Nidhi company the provisions of clause 3(xii) of the order are not applicable.
- (xiii) As per the information and explanation provided to us, all the transactions with the related parties are in compliance with section 177 and 188 of Companies Act, 2013 where applicable and the details have been disclosed in the Financial Statements etc., as required by the applicable accounting standards.
- (xiv) (a) In our opinion and based on our examination, the company does not have an internal audit system commensurate with the size and nature of its business and is



not required to have an internal audit system as per the provisions of section 138 of the Companies Act, 2013.

(b) Since the company is not required to have the internal audit system hence the clause 3(xiv)(b) is not applicable to the company.

(xv) According to the information and explanation provided to us the company has not entered into any non-cash transactions with directors or persons connected with him during the year accordingly the provisions of clause 3(xv) of the order are not applicable

(xvi) (a) In our opinion and according to the information and explanation provided to us the company is not required to be registered u/s 45-IA of the Reserve Bank of India Act, 1934. Hence reporting under clause 3(xvi)(a), (b) and (c) of the Order is not applicable.

(b) In our opinion, there is no Core Investment Company within the group as defined in the core investment Companies (Reserve Bank) Directions, 2016 and accordingly, the requirement to report on clause 3(xvi)(d) of the Order is not applicable to the Company.

(xvii) The Company has not incurred cash losses in the current year and immediately preceding financial year.

(xviii) There has been no resignation of the statutory auditors during the year and accordingly, requirement to report on Clause 3(xviii) of the Order is not applicable to the Company.

(xix) The Company's accumulated losses of Rs. 5022.82 Lacs (Rs. 4297.13 Lacs) as at the end of the current financial year is more than hundred percent of its net worth. The net worth of the Company has been fully eroded. Given the long term corporate strategies and support from the Holding Company/promoters, the Company has followed the fundamental accounting assumption of 'Going concern' for preparation of financials for the year ended 31 March 2023. In the opinion of the Board of Directors of the Company, the Company will meet all its financial obligation as they fall due for payment for at least 12 months from the date of signature of these financial statements.

(xx) Since the provisions of Section 135 of the Companies Act, 2013 with regard to corporate social responsibility are not applicable to the company hence clause 3(xx) of the Order is not applicable.

For Subhash C. Gupta & Co.
Chartered Accountants
Firm's Registration No.: 004103N


Subhash C. Gupta
(Partner)
Membership No.: 080222
Place : New Delhi
Date : 19.05.2023



Annexure B to Independent Auditors' Report

Referred to in paragraph 17 (f) of the Independent Auditors' Report of even date to the members of Siti Vision Digital Media Pvt. Ltd. on the standalone financial statements for the year ended 31st March 2023.

Report on the Internal Financial Controls under Clause (i) of Sub-section 3 of Section 143 of the Act

1. We have audited the internal financial controls over financial reporting of Siti Vision Digital Media Pvt. Ltd. ("the Company") as of 31st March, 2023 in conjunction with our audit of the standalone financial statements of the Company for the year ended on that date.

Management's Responsibility for Internal Financial Controls

2. The Company's management is responsible for establishing and maintaining internal financial controls based on "the internal control over financial reporting criteria established by the Company considering the essential components of internal control stated in the Guidance Note on Audit of Internal Financial Controls Over Financial Reporting issued by the Institute of Chartered Accountants of India (ICAI)". These responsibilities include the design, implementation and maintenance of adequate internal financial controls that were operating effectively for ensuring the orderly and efficient conduct of its business, including adherence to company's policies, the safeguarding of its assets, the prevention and detection of frauds and errors, the accuracy and completeness of the accounting records, and the timely preparation of reliable financial information, as required under the Companies Act'2013.

Auditors' Responsibility

3. Our responsibility is to express an opinion on the Company's internal financial controls over financial reporting based on our audit conducted in accordance with the Guidance Note on Audit of Internal Financial Controls Over Financial Reporting (the "Guidance Note") and the Standards on Auditing deemed to be prescribed under Section 143(10) of the Act to the extent applicable to an audit of internal financial controls, both applicable to an audit of internal financial controls and both issued by the ICAI. Those Standards and the Guidance Note require that we comply with ethical requirements and plan and perform the audit to obtain reasonable assurance about whether adequate internal financial controls over financial reporting was established and maintained and if such controls operated effectively in all material respects.
4. Our audit involves performing procedures to obtain audit evidence about the adequacy of the internal financial controls system over financial reporting and their operating effectiveness. Our audit of internal financial controls over financial reporting included obtaining an understanding of internal financial controls over financial reporting, assessing the risk that a material weakness exists, and testing and evaluating the design and operating effectiveness of internal control based on the assessed risk. The procedures selected depend on the auditor's judgment, including the assessment of the risks of material misstatement of the financial statements, whether due to fraud or error.



5. We believe that the audit evidence we have obtained is sufficient and appropriate to provide a basis for our audit opinion on the Company's internal financial controls system over financial reporting.

Meaning of Internal Financial Controls Over Financial Reporting

6. A company's internal financial control over financial reporting is a process designed to provide reasonable assurance regarding the reliability of financial reporting and the preparation of financial statements for external purposes in accordance with generally accepted accounting principles. A company's internal financial control over financial reporting includes those policies and procedures that (1) pertain to the maintenance of records that, in reasonable detail, accurately and fairly reflect the transactions and dispositions of the assets of the company; (2) provide reasonable assurance that transactions are recorded as necessary to permit preparation of financial statements in accordance with generally accepted accounting principles, and that receipts and expenditures of the company are being made only in accordance with authorisations of management and directors of the company; and (3) provide reasonable assurance regarding prevention or timely detection of unauthorised acquisition, use, or disposition of the company's assets that could have a material effect on the financial statements.

Inherent Limitations of Internal Financial Controls Over Financial Reporting

7. Because of the inherent limitations of internal financial controls over financial reporting, including the possibility of collusion or improper management override of controls, material misstatements due to error or fraud may occur and not be detected. Also, projections of any evaluation of the internal financial controls over financial reporting to future periods are subject to the risk that the internal financial control over financial reporting may become inadequate because of changes in conditions, or that the degree of compliance with the policies or procedures may deteriorate.

Qualified Opinion

8. According to the information and explanations given to us and based on our audit, the following material weakness has been identified in the operating effectiveness of the Company's internal financial controls with reference to financial statements as at 31 March 2023:

The Company's internal financial controls over preparation of financial statements with respect to presentation and disclosure of 'Revenue from operations' in accordance with the requirement of IndAS 115 'Revenue from contracts with customers', were not operating effectively which has resulted in a material misstatement in the amounts recognized as 'Revenue from operations' and 'Pay channel, carriage sharing and related costs' including the relevant disclosures in the standalone financial statements, while there is no impact on the net loss for the year ended 31 March 2023.

9. A 'material weakness' is a deficiency, or a combination of deficiencies, in internal financial controls with reference to financial statements, such that there is a reasonable possibility that a material misstatement of the company's annual or interim financial statements will not be prevented or detected on a timely basis.
10. In our opinion, the Company has, in all material respects, adequate internal financial controls with reference to financial statements as at 31 March 2023, based on the internal control over financial reporting criteria established by the Company considering the



essential components of internal control stated in the Guidance Note issued by the ICAI and *except for the effects of the material weakness described above* on the achievement of the objectives of the control criteria, the Company's internal financial controls with reference to financial statements were operating effectively as at 31 March 2023.

11. We have considered the material weakness identified and reported above in determining the nature, timing, and extent of audit tests applied in our audit of the standalone financial statements of the Company as at and for the year ended 31 March 2023, and the material weakness as mentioned in para 8 above, has affected our opinion on the standalone financial statements of the Company and we have issued a qualified opinion on the standalone financial statements.

For Subhash C. Gupta & Co.
Chartered Accountants
Firm's Registration No.: 004103N

Subhash C. Gupta
(Partner)

Membership No.: 080222
Place : New Delhi
Date : 19.05.2023



SITI VISION DIGITAL MEDIA PVT LTD.
Balance Sheet as at March 31, 2023

	Notes	31-Mar-23 Rs.	31-Mar-22 Rs.
A. Assets			
1. Non-current assets			
Fixed assets			
(a) Property, plant and equipment	4	79.79	157.78
(b) Capital work-in-progress	4A	1.46	10.59
(c) Other intangible assets	5	0.22	0.19
(d) Financial assets			
(i) Loans	6	1.86	1.86
(f) Other non-current assets			
(c) Deferred Tax assets	15	45.19	67.88
Sub-total of Non-current assets		128.53	238.31
2. Current assets			
(a) Financial assets			
(i) Trade receivables	7	160.52	127.17
(ii) Cash and bank balances	8	15.37	12.27
(iii) Others Financial Assets	9	31.31	26.39
(b) Other current assets	10	18.14	19.51
Sub-total of Current assets		225.33	185.33
Total assets		353.87	423.64
B. Equity and liabilities			
Equity			
(a) Equity share capital	11	14.78	14.78
(b) Other equity	12	(353.19)	(281.25)
Sub-total - Equity		(338.41)	(266.48)
Liabilities			
1. Non-current liabilities			
(a) Financial liabilities			
(i) Long-term borrowings		-	-
(b) Provisions	13	3.38	3.11
(c) Deferred tax liability (net)	14	-	-
(d) Other non-current liabilities	15	35.94	39.10
Sub-total - Non-current liabilities		39.32	42.21
2. Current liabilities			
(a) Financial liabilities			
(i) Short-term borrowings	16	152.03	156.77
(ii) Trade payables	17	482.03	478.36
(iii) Other financial liabilities	18	-	-
(b) Other current liabilities	19	16.07	10.17
(c) Provisions	20	2.83	2.62
Sub-total of current liabilities		652.96	647.91
Total equity and liabilities		353.87	423.64
		(0)	(0)
Summary of significant accounting policies	1-2		

The accompanying notes are an integral part of these financial statements.

This is the balance sheet referred to in our report of even date.

For Subhash C. Gupta & Co.
Chartered Accountants
Firm Regn. No.-004103N

(Subhash C. Gupta)
Partner

M. No. FCA -080222
Place : New Delhi

Date: 15 MAY 2023

For and on behalf of the Board of Directors of
Siti Vision Digital Media Private Limited

Director
DIN:01588781
K Sivarama Krishna

Director
DIN:08100962
Vijay Kalur



SITI VISION DIGITAL MEDIA PVT LTD.,
Statement of Profit and Loss for the year ended March 31, 2023

	Notes	March 31,2023 ` millions	March 31,2022 ` millions
Revenue			
Revenue from operations	20	343.47	355.63
Other income	21	13.68	11.73
Total Income		357.15	367.36
Expenses			
Purchase of Stock in Trade		1.13	0.02
Carriage sharing, pay channel and related costs	22	191.28	200.49
Employee benefits expense	23	39.89	32.61
Finance costs	24	1.44	1.61
Depreciation and amortisation expenses	25	107.92	105.87
Other expenses	26	65.38	65.79
Total expenses		407.03	406.40
Profit/(Loss) before prior period expenses		(49.88)	(39.04)
Prior period expenses		-	-
Loss before Tax		(49.88)	(39.04)
Income tax expense			
Current Tax		-	-
Deferred Tax		22.69	(13.59)
Previous Year Tax		-	-
MAT Credit Entitlementmt		-	-
Total Tax Expense		22.69	(13.59)
Total Profit/(Loss) for the period		(72.57)	(25.45)
Other Comprehensive income			
(i) Items that will not be reclassified to profit or loss			
(a) Remeasurement of the defined benefit (liabilities) / assets		0.63	0.12
Total Comprehensive Income/(loss) for the year		(71.94)	(25.33)
Profit per share after tax			
Basic	27	(48.68)	(17.14)
Diluted		(48.68)	(17.14)
Summary of significant accounting policies	1-2		

The accompanying notes are an integral part of these financial statements.

This is the statement of profit and loss referred to in our report of even date

For Subhash C. Gupta & Co.

Chartered Accountants

Firm Regn. No.-004103N

(Subhash C. Gupta)
Partner

M. No. FCA - 080222

Place : New Delhi

Date : 19 MAY 2023

For and on behalf of the Board of Directors of

Siti Vision Digital Media Private Limited

K Sivarama Krishna
Director

DIN:01588781

K Sivarama Krishna

Vijay Kalur
Director

DIN:08100962

Vijay Kalur

SITI VISION DIGITAL MEDIA PRIVATE LIMITED
CASH FLOW STATEMENT

PARTICULARS	Year ended March 31,	Year ended
	2023	March 31, 2022
	Amount in Rs.	Amount in Rs.
A CASH FLOW FROM OPERATING ACTIVITIES		
Net Income / (Loss) before Tax	(49.88)	(39.04)
Adjustments for :		
Depreciation	107.92	105.87
Loss(profit) on sale /disposal of assets	-	-
Provision for Doubtful Debts	-	-
Deffered Activation revenue transferred to other equity	-	-
Comprehensive Income/Expenses recognised directly in retained earning	0.63	0.12
Provision for Taxation	-	-
Prior period Adjustment	-	-
Taxes Paid	-	-
Operating Profit before working capital changes	58.67	66.96
Increase/(Decrease) Inventories	-	-
Increase in Trade Receivables	(33.35)	(2.35)
Decrease(increase) in Short Terms L&A and Other current assets	(3.55)	9.55
Decrease(increase) in Long Terms L&A and Other non-current assets	-	0.05
Increase(Decrease) in Long Terms liabilities and provisions	(2.89)	(49.00)
Current Liabilities and Provisions	9.78	50.90
Net Cash Flow from Operating Activities	28.66	76.11
B CASH FLOW FROM INVESTING ACTIVITIES		
Purchase of Fixed Assets	(29.95)	(27.20)
Sale of Investments	-	-
Sale of Fixed Assets	-	-
Change in CWIP	9.13	(8.31)
Net Cash utilised in Investing Activities	(20.83)	(35.51)
C CASH FLOWS FROM FINANCING ACTIVITIES		
Proceeds from Long Term borrowings	(4.73)	(40.00)
Outflow from advances given	-	-
Proceeds from Share Application Money	-	-
Proceeds from Issue of Share Capital	-	-
Net Cash provided by Financing Activities	(4.73)	(40.00)
Net Increase in cash and cash equivalents during the year	3.10	0.60
Cash and cash equivalents at beginning of year	12.27	11.67
Cash and Cash Equivalents at end of the Year	15.37	12.27
Note :		
1 Previous year figures have been regrouped / rearranged wherever necessary		
2 Component of Cash & cash Equivalents at the end of year		
Cash in hand	1.45	1.41
Cheques in Hand	-	-
Balances with Scheduled Banks in Current Accounts	13.92	10.86
	15.37	12.27

As per our report of even date
For Subhash C. Gupta & Co.
Firm Regn No. 004103N
Chartered Accountants


(Subhash C. Gupta)
Partner
M. No. FCA -080222
Place : New Delhi
Date : 19 MAY 2023


Director
DIN:01588781
K Sivarama Krishna


Director
DIN:08100962
Vijay Kalur

SITI VISION DIGITAL MEDIA PVT LTD.

Statement of changes in Equity

(I) Equity Share Capital

Particulars	As at 31 March 2023	As at 31 March 2022
Balance at the beginning of the year	14.78	14.78
Changes in equity share capital during the year		
Balance at the end of the year	14.78	14.78

(II) Other equity



Particulars	As at 31 March 2023	As at 31 March 2022
Retained Earnings		
Balance at the beginning of the year	(429.71)	(404.26)
Add: Prior Period Adjustment		
Profit /Loss for the year	(72.57)	(25.45)
Transfer from Deffered Activation revenue	-	-
Balances as at the end of the year (A)	(502.28)	(429.71)
Other Comprehensive income		
Balance at the beginning of the year	1.70	1.58
Other comprehensive income recognised directly in retained earnings	-	-
Deferred Activation Revenue		
Gratuity/Leave Encashment	0.63	0.12
Balances as at the end of the year (B)	2.33	1.70
Securities premium account		
Balance at the beginning of the year	146.76	146.76
Add: Received on issue of equity shares on conversion of Warrants and OFCDs (refer note 4(f))		
Less: Adjustment of expenses incurred on issue of equity shares		
Balances as at the end of the year (C)	146.76	146.76
Other Equity Balances as at the end of the year (A+B+C)	(353.19)	(281.25)
Total Equity Balances as at the end of the year (I+II)	(338.41)	(266.48)

The accompanying notes are an integral part of these standalone financial statements.

This is the statement of changes in equity referred to in our report of even date

For Subhash C. Gupta & Co.
Chartered Accountants

Firm Regn NO. -004103N

(Subhash C. Gupta)

Partner

M. No. FCA - 080222

Place : New Delhi

Date : 19 MAY 2023



For Siti Vision Digital Media Pvt. Ltd.

Director

DIN:01588781

K Sivarama Krishna



Director

DIN:08100962

Vijay Kalur

SITI VISION DIGITAL MEDIA PVT. LTD.

Note: 1 Company Overview and Significant Accounting Policies

1.1 Company Overview

- a. Siti Vision Digital Media Pvt. Ltd. (hereinafter referred to as the 'Company' or 'SVDM') was incorporated in Delhi. The Company is engaged in distribution of television channels through analogue and digital cable distribution network and allied services in the state of Telngana, India.
- b. **Basis of preparation**
These financial statements are prepared on going concern basis in accordance with Indian Accounting Standards (Ind AS) under the historical cost convention on accrual basis except for certain financial instruments which are measured at fair values as per the provisions of the Companies Act, 2013 ('Act') (to the extent notified). The Ind AS are prescribed under Section 133 of the Act read with Rule 3 of the Companies (Indian Accounting Standards) Rules, 2015 and Companies (Indian Accounting Standards) Amendment Rules, 2016.
Accordingly, the Company has prepared financial statements which comply with Ind AS applicable for periods ending on 31 March 2023, together with the comparative period as at and for the year ended 31 March 2022. Accounting policies have been consistently applied except where a newly issued accounting standard is initially adopted or a revision to an existing accounting standard requires a change in the accounting policy hitherto in use.

1.2 Summary of Accounting Policies

a. Use of estimate

The preparation of Company's standalone financial statements requires the use of accounting estimates which, by definition, will seldom equal the actual results. Management also needs to exercise judgement in applying the Company's accounting policies.

b. Foreign Currency Translation

Functional and presentation currency

The standalone financial statements are presented in currency INR, which is also the functional currency of the Company.

Foreign currency transactions are translated into the functional currency using the exchange rates prevailing at the dates of the transactions (spot exchange rate).

Foreign exchange gains and losses resulting from the settlement of such transactions and from the remeasurement of monetary items denominated in foreign currency at year-end exchange rates are recognised in profit or loss.

Non-monetary items are not retranslated at year-end and are measured at historical cost (translated using the exchange rates at the transaction date), except for non-monetary items measured at fair value which are translated using the exchange rates at the date when fair value was determined.

c. Revenue recognition

i.) Revenue is recognised when it is probable that the economic benefits will flow to the Company and it can be reliably measured.

ii.) Revenue is measured at the fair value of the consideration received/receivable net of rebates and taxes. The Company applies the revenue recognition criteria to each separately identifiable component of the sales transaction as set out below.

Revenue from rendering of Services

Subscription income is recognised on completion of services and when no significant uncertainty exists regarding the amount of consideration that will be derived.

Other networking and management income and carriage income are recognised on accrual basis over the terms of related agreements and when no significant uncertainty exists regarding the amount of consideration that will be derived. Carriage revenue recognition is done basis negotiations/formal agreement with broadcasters.

Advertisement income is recognised when the related advertisement gets telecasted and when no significant uncertainty exists regarding the amount of consideration that will be derived. Other advertisement revenue for slot sale is recognised on period basis.

Activation and set top boxes pairing charges are recognised as revenue to the extent it relates to pairing and transfer of the related boxes and when no significant uncertainty exists regarding the amount of consideration that will be derived and the upfront obligation is discharged. Where part of the revenues collected at the time of activation relates to future services to be provided by the Company, a part of activation revenue is deferred and recognized over the associated service contract period or customer life



A handwritten signature in black ink, appearing to be "Siti Vision Digital Media Pvt. Ltd." or similar.

d. Borrowing Costs

Borrowing cost includes Interest, amortization of ancillary costs incurred in connection with the arrangement of borrowings and exchange differences arising from foreign currency borrowings to the extent they are regarded as an adjustment to the interest cost.

Borrowing costs directly attributable to the acquisition, construction or production of a qualifying asset are capitalized during the period of time that is necessary to complete and prepare the asset for its intended use or sale. A qualifying asset is one that necessarily takes substantial period of time to get ready for its intended use. Capitalization of borrowing costs is suspended in the period during which the active development is delayed due to, other than temporary, interruption. All other borrowing costs are charged to the Statement of Profit and Loss as incurred.

e. Property, Plant and Equipment

Recognition and initial measurement

Properties plant and equipment are stated at their cost of acquisition. The cost comprises purchase price (net of CENVAT Credit availed), borrowing cost if capitalization criteria are met and directly attributable cost of bringing the asset to its working condition for the intended use. Any trade discount and rebates are deducted in arriving at the purchase price.

When significant parts of plant and equipment are required to be replaced at intervals, the Company depreciates them separately based on their specific useful lives. Likewise, when a major inspection is performed, its cost is recognised in the carrying amount of the plant and equipment as a replacement if the recognition criteria are satisfied. All other repair and maintenance costs are recognised in statement of profit or loss as incurred.

Set top boxes are treated as part of capital work in progress till at the end of the month of activation thereof.

f. Subsequent measurement (depreciation and useful lives)

i.) Depreciation on property, plant and equipment is provided on the straight-line method, computed on the basis of

Type of assets	Useful Life (Years)
Computer	3.00
Office Equipments	5.00
Electrical Equipments	5.00
Studio Equipments	13.00
Furniture & Fixtures	10.00
Set Top Boxes	8.00
Vehicles	8 to 10

ii.) Leasehold Improvements is amortised over the effective period of lease.

iii.) The residual values, useful lives and method of depreciation of are reviewed at each financial year end and adjusted prospectively, if appropriate.

De-recognition

An item of property, plant and equipment and any significant part initially recognised is derecognized upon disposal or when no future economic benefits are expected from its use or disposal. Any gain or loss arising on de-recognition of the asset (calculated as the difference between the net disposal proceeds and the carrying amount of the asset) is included in the income statement when the asset is derecognized.

g. Intangible Assets

Intangible assets acquired separately are stated at their cost of acquisition.

Subsequent measurement (Amortisation)

Cost of Intangible Assets are amortised under straight line method over the period of life.

h. Impairment of non-financial Assets

The Company assesses at each Balance Sheet date whether there is any indication that an asset may be impaired. If any such indication exists, the Company estimates the recoverable amount of the asset. If such recoverable amount of the asset or the recoverable amount of the cash-generating unit to which the asset belongs is less than its carrying amount, the carrying amount is reduced to its recoverable amount. The reduction is treated as an impairment loss and is recognized in the statement of profit and loss.

If at the reporting date, there is an indication that a previously assessed impairment loss no longer exists, the recoverable amount is reassessed and the asset is reflected at the recoverable amount subject to a maximum of depreciated historical cost and the same is accordingly reversed in the Statement of Comprehensive Income.



i. Investments and Other Financial Assets

Financial assets

Initial recognition and measurement

Financial assets and financial liabilities are recognised when the Company becomes a party to the contractual provisions of the financial instrument and are measured initially at fair value adjusted for transaction costs.

Financial assets and financial liabilities are offset and the net amount is reported in the Balance Sheet if there is a currently enforceable legal right to offset the recognised amounts and there is an intention to settle on a net basis, to realize the assets and settle the liabilities simultaneously.

All other debt instruments are measured at Fair Value through other comprehensive income or Fair value through profit and loss based on Company's business model.

De-recognition of financial liabilities

A financial liability is de-recognised when the obligation under the liability is discharged or cancelled or expires.

When an existing financial liability is replaced by another from the same lender on substantially different terms, or the terms of an existing liability are substantially modified, such an exchange or modification is treated as the de-recognition of the original liability and the recognition of a new liability. The difference in the respective carrying amounts is recognised in the statement of profit or loss.

Impairment of Financial Assets

In accordance with Ind-AS 109, the Company applies Expected Credit Loss (ECL) model for measurement and recognition of impairment loss for Financial Assets.

ECL is the difference between all contractual cash flows that are due to the Company in accordance with the contract and all the cash flows that the Company expects to receive. When estimating the cash flows, the Company considers the following -

j. Post-employment, long term and short term employee benefits

Defined contribution plans

Provident Fund

The Company pays provident fund contributions to publicly administered provident funds as per local regulations. The Company has no further payment obligations once the contributions have been paid. The contributions are accounted for as defined contribution plans and the contributions are recognised as employee benefit expense when they are due. Prepaid contributions are recognised as an asset to the extent that a cash refund or a reduction in the future payments is available.

Gratuity (Funded)

Actuarial gains and losses arising from past experience and changes in actuarial assumptions are credited or charged to the statement of other comprehensive income in the year in which such gains or losses are determined.

Other Employee Benefits

Compensated absences

Liability in respect of compensated absences becoming due or expected to be availed within one year from the period is recognised on the basis of undiscounted value of estimated amount required to be paid or estimated value of benefit expected to be availed by the employees. Liability in respect of compensated absences becoming due or expected to be availed more than one year after the Balance Sheet date is estimated on the basis of an actuarial valuation performed by an independent actuary using the projected unit credit method.

Actuarial gains and losses arising from past experience and changes in actuarial assumptions are charged to statement of profit and loss in the year in which such gains or losses are determined.

k. Taxation on Income

Tax expense recognised in profit or loss comprises the sum of deferred tax and current tax not recognised in other comprehensive income or directly in equity.

Calculation of current tax is based on tax rates and tax laws that have been enacted or substantively enacted by the end of the reporting period. Deferred income taxes are calculated using the liability method.

Deferred tax assets are recognised to the extent that it is probable that the underlying tax loss or deductible temporary difference will be utilised against future taxable income. This is assessed based on the Company's forecast of future operating results, adjusted for significant non-taxable income and expenses and specific limits on the use of any unused tax loss or credit. Deferred tax liabilities are generally recognised in full, although IAS 12 'Income Taxes' specifies limited exemptions. As a result of these exemptions the Company does not recognise deferred tax on temporary differences relating to goodwill, or to its investments in subsidiaries.



A handwritten signature in black ink, appearing to be "Siti" followed by some initials.

I. Provisions, contingent assets and contingent liabilities

Provisions are recognized only when there is a present obligation, as a result of past events, and when a reliable estimate of the amount of obligation can be made at the reporting date. These estimates are reviewed at each reporting date and adjusted to reflect the current best estimates. Provisions are discounted to their present values, where the time value of money is material.

Contingent liability is disclosed for:

- Possible obligations which will be confirmed only by future events not wholly within the control of the Company or
- Present obligations arising from past events where it is not probable that an outflow of resources will be required to settle the obligation or a reliable estimate of the amount of the obligation cannot be made.

Contingent Assets are disclosed when probable and recognised when realization of income is virtually certain.

m. Earning Per Share:

Basic earnings per share is calculated by dividing the net profit or loss for the period attributable to equity shareholders (after deducting preference dividends and attributable taxes) by the weighted average number of equity shares outstanding during the period. Partly paid equity shares are treated as a fraction of an equity share to the extent that they are entitled to participate in dividends relative to a fully paid equity share during the reporting period.

For the purpose of calculating diluted earnings per share, the net profit or loss for the period attributable to equity shareholders and the weighted average number of shares outstanding during the period are adjusted for the effects of all dilutive potential equity shares.

n. Leases

Lease liability associated with assets taken on lease (except short-term and low value assets) is measured at the present value of lease payments to be made. Lease payments are discounted using the interest rate implicit in the lease. Lease payments comprise fixed payments in relation to the lease (less lease incentives receivable), variable lease payments, if any and other amounts (residual value guarantees, penalties, etc.) to be payable in future in relation to the lease arrangement. Lease liability is subsequently measured by increasing the carrying amount to reflect interest on the lease liability, reducing the carrying amount to reflect the lease payment made and remeasuring the carrying amount to reflect any reassessment or modification, if any.

o. Significant management judgement in applying accounting policies and estimation uncertainty

Financial Statements are prepared in accordance with GAAP in India which require management to make estimates and assumptions that affect the reported balances of assets, liabilities and disclosure of contingent liabilities at the date of the financial statements and reported amounts of income & expenses during the periods. Although these estimates and assumptions used in accompanying Financial Statements are based upon management's evaluation of relevant facts and circumstances as of date of Financial Statements which in management's opinion are prudent and reasonable, actual results may differ from estimates and assumptions used in preparing accompanying Financial Statements. Any revision to accounting estimates is recognized prospectively from the period in which results are known/ materialise in accordance with applicable Accounting Standards.

Information about estimates and assumptions that have the most significant effect on recognition and measurement of assets, liabilities, income and expenses is provided below.

Significant Management Judgements

The following are significant management judgements in applying the Accounting Policies of the Company that have the most significant effect on the Financial Statements.

Recognition of Deferred Tax Assets - The extent to which deferred tax assets can be recognized is based on an assessment of the probability of the Company's future taxable income against which the deferred tax assets can be utilized.

Evaluation of indicators for Impairment of Assets - The evaluation of applicability of indicators of impairment of assets requires assessment of several external and internal factors which could result in deterioration of recoverable amount of the assets.

Property, Plant and Equipment - Management assess the remaining useful lives and residual value of property, Plant and Equipment and believes that the assigned useful lives and residual value are reasonable

Estimation Uncertainty- Information about estimates and assumptions that have the most significant effect on recognition and measurement of assets, liabilities, income and expenses is provided below.



A handwritten signature in black ink, appearing to be "S. Gupta".

1.3 ADDITIONAL NOTES TO THE FINANCIAL STATEMENTS

a. Earning per share:

	31.03.2023	31.03.2022
a) Profit/(Loss) after Tax	(71.94)	(25.33)
b) Weighted average No. of Ordinary Shares		
Basic	1,477,621	1,477,621
Diluted	1,477,621	1,477,621
c) Nominal Value of Ordinary Share	10.00	10.00
d) Earning per Ordinary share considering:		
Basic	(48.68)	(17.14)
Diluted	(48.68)	(17.14)

b. Auditor's Remuneration (Including Legal & professional Charges)

Particulars	2022-23	2021-22
Audit fees Rs.	0.07	0.07
Tax Audit Fees	0.02	0.02
Other Matter	0.05	0.05
(Amount are exclusive of GST)		

c. Additional information

Contingent Liabilities not provided for on account of:

	2022-23	2021-22
Entertainment Tax Demand	-	-
Pending legal Cases	Amount Not ascertainable	-
Director Remuneration	3.60	3.60
Earning in Foreign Currency	-	-
Remittances in Foreign Currency	-	-
Expenditure in Foreign Currency	-	-
Legal Charges	-	-
License Fees	4.65	6.13
CIF Value of Import	-	-

Certain lenders / creditors have filed application under section 7 of IBC Act'2016 with the NCLT to initiate Corporate Insolvency Resolution Procedure (CIRP) against the company. The matter is subjudice and is listed for hearing in the coming months, thus the consequential impact, if any, on the accompanying financial statements is not known.

d. Commitments

Future commitments towards capital contributions - NIL

e. Segment Reporting

Segment Reporting as required by Indian Accounting Standard -108 issued by the Institute of Chartered Accountant of India is not applicable since the Company is in the business of providing Cable TV Services in one segment and there is no Geographical Segment.

f. Related Parties Disclosure:

List of Parties where control exists

i Holding Company

Siti Networks Limited (Formerly known as Siti Cable Networks Limited)

iii Fellow Subsidiary Companies

Indinet Service Pvt. Ltd. (100% Subsidiary of ICNCL)
SITI KARNAL DIGITAL MEDIA NETWORK PRIVATE LIMITED
Siti Prime Uttaranchal Communication Pvt. Ltd.
Central Bombay Cable Network Limited.
Panchsheel Digital Communication Network Pvt. Ltd.
E-NET ENTERTAINMENT PRIVATE LIMITED
Siti Jai Maa Durge Communications Pvt. Ltd.
SITI VISION DIGITAL MEDIA PRIVATE LIMITED
Siti Krishna Digital Media Private Limited
Siti Jony Digital Cable Network Private Limited
Siti Guntur Digital Network Private Limited

SITI GLOBAL PVT. LTD.
Indian Cable Net Company Ltd.
Siti Jind Digital Network Pvt. Ltd.
Siti Broadband Services Pvt. Ltd.
Sai Star Digital Media Pvt. Ltd.
Master Channel Community N/w P. Ltd.
Variety Entertainment Pvt. Ltd.
Siti Siri Digital Network Pvt. Ltd.
Siti Faction Digital Private Limited
Siticable Broadband South Ltd.
Wire & Wireless Tisai Satellite Ltd.



Siti Maurya Cable Net Pvt. Ltd. (Subsidiary of ICNCL)
C&S MEDIANET PRIVATE LIMITED
PARAMOUNT DIGITAL MEDIA SERVICES PRIVATE LIMITED
SITI NETWORKS INDIA LLP

SITI NETWORKS LIMITED
VOICE SNAP SERVICES PRIVATE LIMITED
MEGHBELA INFITEL CABLE & BOARDBAND
PRIVATE LIMITED

iv Key Managerial Personnel

Mr. K Sivaramakrishna- Managing Director
Mr. Johnson John Plavilayil
Mr. Gopala Rao Jogi

Mr. Vijay Kalur
Mr. Brijesh Goel

v Other Related Parties

Sri Satya O & M Services
Silpi Tech
Sprint Telefilms Pvt. Ltd.
Theme Ambience Construction Pvt. Ltd.
Vishwaroopa Info Services India P. Ltd.
Vision Infotel India Pvt. Ltd.
Vision Infracon India Pvt. Ltd.
Siti Vision Data Solutions Pvt.Ltd.

M.S.E. Swamy
Shivam infomedia & Ent. P. Ltd.
Squant Communication Pvt. Ltd.
Subham Telecom Pvt. Ltd.
Vainavi communication
Sitivision Aads Pvt. Ltd.
Viswanath Traders

Transactions with:

Holding Company- Siti Network Ltd.

	<u>2022-23</u>	<u>2021-22</u>
Payment on account of Expenses	0.08	0.00
Purchase of Fixed assets	1.69	0.04
Management Charges	-	37.90
SMS usage charges paid	6.11	1.38
Carriage Income received	9.62	3.36
Debit note raised for carriage income	-	6.83
Purchase of Set top boxes	1.16	3.83
Sale of STB	1.13	0.02
Unsecured loan received	7.28	-
Unsecured loan repaid	11.71	47.50

With Key Managerial Personnel

Salary	3.60	3.60
Reimbursement of Expenses	0.83	0.71
Unsecured Loan received	-	-
Unsecured Loan repaid	0.88	5.00
Rent Paid	-	-

With other related parties

	<u>2022-23</u>	<u>2021-22</u>
Unsecured Loan repaid	3.86	35.00
Sale of Network Assets	5.28	-
Reimbursement of Expenses	0.04	-

Outstanding as on 31.3.2023

SNL- Current Account (Cr)	315.55	328.24
SNL- Loan Account(Cr)	27.77	29.61
Indian Cable Net Co Ltd	1.99	1.99
Silpi Tech (Cr)	4.71	4.71
Vishwaroopa Info Services India Pvt. Ltd.	20.50	20.50
Sitivision Aads Pvt. Ltd. (Dr)	2.48	2.48
Vainavi communication (Dr)	-	-
Theme Ambience (Cr)	6.00	6.00



(Handwritten signature)

Squant Communication Pvt. Ltd.	55.14	58.17
Mr. K Sivaramakrishna (Cr)	20.87	21.75
Mr. J Gopalarao (Cr)	3.52	3.52
Other related parties	74.42	75.25
Siti Vision Data Solutions Pvt.Ltd.(Dr.)	6.27	-

Remuneration and others Payable

Mr. J. Gopal Rao (Credit)	1.06	1.00
Mr. K Sivaramakrishna (Cr)	0.36	0.21
Salary payable-Tech Support	2.70	2.70

h. Tax Expense

The major components of income tax for the year are as under:

	Rs. in million	
	Mar 31,2023	Mar 31,2022
Income tax related to items recognised directly in the statement		
Current tax - current year	-	-
Current tax - Previous year	-	-
Deferred tax charge / (benefit)	22.69	(13.59)
Total	22.69	(13.59)
Effective tax rate	-45%	35%
A reconciliation of the income tax expense applicable to the		
Profit before tax	(49.88)	(39.04)
Effective tax rate	0.26	0.26
Tax at statutory income tax rate	-	-
Other differences	22.69	(13.59)
Tax expense recognised in the statement of profit and loss	22.69	(13.59)

i. Pursuant to the Accounting Standard for ' Taxes on Income' (AS-22), deferred tax liability/assets at the balance sheet date is:

	<u>2022-23</u>	<u>2021-22</u>
Deferred tax Assets (liability) on account of difference between book value of depreciable assets as per books of account and written down value as per Income Tax	59.03	43.12
Deferred tax assets on account of disallowance under section 43 B or allowed on payment basis.	13.84	24.76
Net Deferred Tax Assets/(Liabilities)	72.87	67.88

j. Financial risk management objectives and policies

The Company's activities expose it to a variety of financial risks, including market risk, credit risk and liquidity risk. The Company's primary risk management focus is to minimize potential adverse effects of market risk on its financial performance. The Company's risk management assessment and policies and processes are established to identify and analyse the risks faced by the Company, to set appropriate risk limits and controls, and to monitor such risks and compliance with the same. Risk assessment and management policies and processes are reviewed regularly to reflect changes in market conditions and the Company's activities. The Board of Directors is responsible for overseeing the Company's risk assessment and management policies and processes

a. Credit risk

Credit risk is the risk of financial loss to the Company if a customer or counterparty to a financial instrument fails to meet its contractual obligations, and arises principally from the Company's receivables from customers. Credit risk is managed through credit approvals, establishing credit limits and continuously monitoring the creditworthiness of customers to which the Company grants credit terms in the normal course of business. The Company establishes an allowance for doubtful debts and impairment that represents its estimate of incurred losses in respect of trade and other receivables and investments.

Credit risk management

Credit risk rating

The Company assesses and manages credit risk of financial assets based on following categories arrived on the basis of assumptions, inputs and factors specific to the class of financial assets.

A: Low credit risk on financial reporting date
B: High credit risk



The Company provides for expected credit loss based on the following:

Asset group	Basis of categorisation	Provision for expected credit loss
Low credit risk	Investment, Cash and cash	12 month expected credit loss
High credit risk	Trade receivables, security	Based on estimates

Based on business environment in which the Company operates, a default on a financial asset is considered when the counter party fails to make payments within the agreed time period as per contract. Loss rates reflecting defaults are based on actual credit loss experience and considering differences between current and historical economic conditions.

Credit rating	Particulars	31-Mar-23	31-Mar-22
A: Low credit risk	Investment, Cash and cash equivalents and other financial assets except security deposits and amount recoverable	64.82	58.17
B: High credit risk	Trade receivables, security deposits and amount recoverable	162.38	129.03

as at March 31, 2023

Particular	Estimated gross carrying amount at default	Rs. in million	
		Expected credit losses	Carrying amount net of impairment provision
Trade receivables	179.19	18.67	160.52
Security deposits	1.86	-	1.86
Advances recoverable	-	-	-

as at March 31, 2022

Particular	Estimated gross carrying amount at default	Rs. in million	
		Expected credit losses	Carrying amount net of impairment provision
Trade receivables	209.35	82.19	127.17
Security deposits	1.86	-	1.86
Advances recoverable	-	-	-

Loss allowance on March 31, 2021

82.19

Changes in loss allowance

-

Loss allowance on March 31, 2022

82.19

Changes in loss allowance

(63.51)

Loss allowance on March 31, 2023

18.67

(i) Trade and other receivables

The Company's exposure to credit risk is influenced mainly by the individual characteristics of each customer. The demographics of the customer, including the default risk of the industry and country in which the customer operates, also has an influence on credit risk assessment. Credit risk is managed through credit approvals, establishing credit limits and continuously monitoring the creditworthiness of customers to which the Company grants credit terms in the normal course of business. An impairment analysis is performed at each reporting date on an individual basis for major customers.

(ii) Financial assets that are neither past due nor impaired

Credit risk from balances with banks and financial institutions is managed by the Company's treasury department in accordance with the Company's assessment of credit risk about particular financial institution. None of the Company's cash equivalents, including term deposits (i.e., certificates of deposit) with banks, were past due or impaired as at 31 March 2023.



b. Liquidity risk

Liquidity risk is the risk that the Company will not be able to meet its financial obligations as they become due. The Company manages liquidity risk by maintaining adequate reserves, by continuously monitoring forecast and actual cash flows and matching the maturity profiles of financial assets and liabilities. The Company manages its liquidity risk by ensuring, as far as possible, that it will always have sufficient liquidity to meet its liabilities when due, under both normal and stressed conditions, without incurring unacceptable losses or risk to the Company's reputation.

2023 Amounts in Rs			
Particulars	Less than 1 year	1-5 year	Total
Borrowings	-	152.03	152.03
Trade payables	36.93	445.10	482.03

2022 Amounts in Rs			
Particulars	Less than 1 year	1-5 year	Total
Borrowings	-	156.77	156.77
Trade payables	119.26	359.10	478.36

c. Market risk

Market risk is the risk of loss of future earnings, fair values or future cash flows that may result from adverse changes in market rates and prices (such as interest rates, foreign currency exchange rates and commodity prices) or in the price of market risk-sensitive instruments as a result of such adverse changes in market rates and prices. Market risk is attributable to all market risk-sensitive financial instruments, all foreign currency receivables and payables and all short term and long-term debt. The Company is exposed to market risk primarily related to foreign exchange rate risk, interest rate risk and the market value of its investments. Thus, the Company's exposure to market risk is a function of investing and borrowing activities and revenue generating and operating activities in foreign currencies.

d. Interest rate risk

Interest rate risk is the risk that the fair value or future cash flows of a financial instrument will fluctuate because of changes in market interest rates. Long-term borrowings do not expose the company to risk of changes in interest rates as the Company had issued the same at 0%

k. In view of the nature of business, where the necessary documentary evidence does not support the payment made/expenses incurred, the same are accounted for on the basis of certification of the Management.

l. Figures for the previous year have been regrouped / rearranged / recast whenever necessary to confirm for comparison purpose.

m. Trade receivables, Trade payables, Current liabilities, Expenses Recoverable/payable & other loans & Advances are subject to confirmation and reconciliation from the parties.

n. Information required as per the Micro, Small and Medium Enterprises Development Act, 2006 small Scale Industries.

The Company has identified Micro, Small and Medium Enterprises on the basis of information available. As at March 31, 2023 there are no dues to Micro, Small and Medium Enterprises that are reportable under the MSMED Act, 2006.

o. The new tariff order of Telecom Regulatory Authority of India (TRAI) was implemented from 1, 2019, as per the extended timelines. TRAI had further extended the timeline for subscribers to select channels. Owing to the initial delays in implementation of new tariff order, all the distribution platform operators (DPO) are in transition from previous regime to new regime and are in the process of implementation of contracts with the broadcasters and customers.

p. The company has calculated the benefits provided to employees as per accounting standards 15, are as under

Defined Benefit Plans

- a.) Gratuity Plan
- b.) Leave Encashment

In accordance with Accounting Standards 15 (Revised), the actuarial valuation carried out in respect of the aforesaid defined benefit plans is based on the following assumption.



Actuarial Assumption	Leave Encashment	Employee Gratuity Fund
Discount Rate (Per annum)	7.25%	7.50%
Rate of Increase in compensation levels	5.00%	5.00%
Expected Rate of return on plan assets	-	-
Expected Average remaining working lives of employees (years)	19.40	19.40
Change in obligation during the year ended 31st March, 2023		
Present Value of obligation as at 1st April, 2022	0.40	5.24
Acquisition adjustment	-	-
Interest cost	0.03	0.38
Past service cost	-	-
Current service cost	0.06	0.63
Curtailment cost/(Credit)	-	-
Settlement cost/(Credit)	-	-
Benefits paid	-	-
Actuarial (gain)/loss on obligation	(0.13)	(0.50)
Present value of obligation as at the end of period (31st March, 2023)	0.36	5.76
Change in fair value plan Assets	Nil	Nil
Movement in the liability recognized in the Balance Sheet		
Opening net liability (01.04.2022)	(0.40)	(5.24)
Expense as above	(0.04)	0.51
Benefits paid	-	-
Actual return on plan assets	-	-
Acquisition adjustment	-	-
Net assets/(Liability) recognised in Balance Sheet as provision (31.03.2023)	(0.36)	(5.76)
Expenses recognised in Profit and Loss Account		
Current service cost	0.06	0.63
Past service cost	-	-
Interest cost	0.03	0.38
Expected return on plan assets	-	-
Curtailment cost / (Credit)	-	-
Settlement cost / (credit)	-	-
Net actuarial (gain)/ loss recognized in the period	-	-
Expenses recognized in the statement of profit & losses	0.09	1.01
Other comprehensive (income) / expenses (Remeasurement)		
Actuarial (gain)/loss - obligation	(0.13)	(0.50)
Actuarial (gain)/loss - plan assets	-	-
Total Actuarial (gain)/loss	(0.13)	(0.50)

Actuarial Assumption.

The discount rate is generally based upon the market yields available on Government Bonds and salary growth rate takes account of inflation, seniority, promotion and other relevant factors on long term basis.

Sensitivity Analysis

Significant actuarial assumptions for the determination of the defined benefit obligation are discount rate and expected salary increase rate. Effect of change in mortality rate is negligible. Please note that the sensitivity analysis presented below may not be representative of the actual change in the defined benefit obligation as it is unlikely that the change in assumption would occur in isolation of one another as some of the assumptions may be correlated.

Sensitivity Analysis for Gratuity

Period	As on: 31-03-2023
Defined Benefit Obligation (Base)	57,58,279 @ Salary Increase Rate : 5%, and discount rate : 7.5%
Liability with x% increase in Discount Rate	54,83,027; x=1.00% [Change (5)%]
Liability with x% decrease in Discount Rate	60,75,682; x=1.00% [Change 6%]
Liability with x% increase in Salary Growth Rate	60,80,437; x=1.00% [Change 6%]
Liability with x% decrease in Salary Growth Rate	54,74,400; x=1.00% [Change (5)%]
Liability with x% increase in Withdrawal Rate	58,07,789; x=1.00% [Change 1%]
Liability with x% decrease in Withdrawal Rate	57,01,289; x=1.00% [Change (1)%]



[Handwritten signature]

Sensitivity Analysis for Leave Encashment

Period	As on: 31-03-2023
Defined Benefit Obligation (Base)	358088
Liability with x% increase in Discount Rate	3,36,434; x=1.00% [Change (6)%]
Liability with x% decrease in Discount Rate	3,83,350; x=1.00% [Change 7%]
Liability with x% increase in Salary Growth Rate	3,83,732; x=1.00% [Change 7%]
Liability with x% decrease in Salary Growth Rate	3,35,758; x=1.00% [Change (6)%]
Liability with x% increase in Withdrawal Rate	3,63,100; x=1.00% [Change 1%]
Liability with x% decrease in Withdrawal Rate	3,52,419; x=1.00% [Change (2)%]

q. Previous period figures have been re-grouped / reclassified wherever necessary, to conform to current period's classification.

r. Note 1 to 27 form an integral part of the accounts and have been duly authenticated.

s. Fair value measurements

A. Financial instruments by category

	NOTES	Rs. millions	
		31-Mar-23	
		FVTPL	Amortised cost
Financial assets			
Bank deposits		-	-
Amount recoverable		-	-
Interest accrued and not due on fixed deposits		-	-
Security deposits		-	1.86
Unbilled revenues		-	31.31
Trade receivables		-	160.52
Investments (Current, financial assets)		-	-
Cash and cash equivalents		-	15.37
Total financial assets		-	209.06
Financial liabilities			
Borrowings (Non-current, financial liabilities)		-	152.03
Borrowings (Current, financial liabilities)		-	-
Payables for purchase of property, plant and equipment		-	-
Security deposits received from customer		-	-
Trade payables		-	482.03
Other financial liabilities (current)		-	-
Total financial liabilities		-	634.07

	NOTES	Rs. millions	
		31-Mar-22	
		FVTPL	Amortised cost
Financial assets			
Bank deposits		-	-
Amount recoverable		-	-
Interest accrued and not due on fixed deposits		-	-
Security deposits		-	1.86
Unbilled revenues		-	26.39
Trade receivables		-	127.17
Investment (Current, financial assets)		-	-
Cash and cash equivalents		-	12.27
Other bank balances		-	-
Total financial assets		-	167.69
Financial liabilities			
Borrowings (non-current, financial liabilities)		-	156.77
Borrowings (Current, financial liabilities)		-	-
Payables for purchase of property, plant and equipment		-	-
Security deposits		-	-
Trade payables		-	478.36
Other financial liabilities (current)		-	-
Total financial liabilities		-	635.12

Rs. millions



[Handwritten signature]

C. Fair value of financial assets and liabilities measured at amortised cost

	March 31, 2023	
	Carrying amount	Fair value
Financial assets		
Bank deposits	-	-
Amount recoverable	-	-
Interest accrued and not due on fixed deposits	-	-
Security deposits	1.86	1.86
Unbilled revenue	31.31	31.31
Trade receivables	179.19	160.52
Cash and cash equivalents	15.37	15.37
Investments (Current, financial assets)	-	-
Total financial assets	227.73	209.06
Financial liabilities		
Borrowings (non-current, financial liabilities)	152.03	152.03
Borrowings (current, financial liabilities)	-	-
Payables for purchase of property, plant and equipment	-	-
Security deposits	-	-
Trade payables	482.03	482.03
Other financial liabilities (current)	-	-
Total financial liabilities	634.07	634.07

	March 31, 2022	
	Carrying amount	Fair value
Financial assets		
Bank deposits	-	-
Amount recoverable	-	-
Interest accrued and not due on fixed deposits	-	-
Security deposits	1.86	1.86
Unbilled revenue	26.39	26.39
Trade receivables	209.35	127.17
Cash and cash equivalents	12.27	12.27
Investments (Current, financial assets)	-	-
Total financial assets	249.87	167.69
Financial liabilities		
Borrowings (non-current, financial liabilities)	156.77	156.77
Borrowings (current, financial liabilities)	-	-
Payables for purchase of property, plant and equipment	-	-
Security deposits	-	-
Trade payables	478.36	478.36
Other financial liabilities (current)	-	-
Total financial liabilities	635.12	635.12

t. The GST Liabilities and Input Tax credit of GST are subject to reconciliation.

u. Going Concern

The Company's accumulated losses of Rs.5022.28 Lacs (Rs.4297.13 Lacs) as at the end of the current financial year is more than hundred percent of its net worth and has negative working capital as at 31st March 2023. The net worth of the Company has been fully eroded. There are instances of delays in payment of obligations/borrowings, however in view of the management there is expected revenue growth and improvement in operating margins under the Tariff Order, 2017. Given the long term corporate strategies and support from the Holding Company/promoters, the Company has followed the fundamental accounting assumption of 'Going concern' for preparation of financials for the year ended 31 March 2023. In the opinion of the Board of Directors of the Company, the Company will meet all its financial obligation as they fall due for payment for at least 12 months from the date of signature of these financial statements.

v. Leases**Company as a lessee**

The Company has taken various commercial premises under operating leases. These leases have varying terms, escalation clauses and renewal rights. On renewal the terms of the leases are renegotiated. Rent amounting to Rs.3.56 millions (March 31, 2022- Rs.3.47 millions) has been debited to standalone statement of profit and loss during the year.

w. Capital management**Risk Management**

The Company's objectives when managing capital is to safeguard continuity, maintain a strong credit rating and healthy capital ratios in order to support its business and provide adequate return to shareholders through continuing growth. The Company's overall strategy remains unchanged from previous year. The Company sets the amount of capital required on the basis of annual business and long-term operating plans which include capital and other strategic investments. The funding requirements are met through a mixture of equity, internal fund generation and other non-current borrowings. The Company's policy is to use current and non-current borrowings to meet anticipated funding requirements. The Company monitors capital on the basis of the gearing ratio which is net debt divided by total capital (equity plus net debt). The Company is not subject to any externally imposed capital requirements. Net debt are non-current and current borrowings as reduced by cash and cash equivalents, other bank balances and current investments. Equity comprises all components including other comprehensive income.

Particular	March 31, 2023	March 31, 2022
Cash and cash equivalents	15.37	12.27
Current investments	-	-
Margin money	-	-
Total cash (A)	15.37	12.27
Borrowings (non-current, financial liabilities)	152.03	156.77
Borrowings (current, financial liabilities)	-	-
Current maturities of long-term borrowings	-	-
Current maturities of finance lease obligations	-	-
Total borrowing (B)	152.03	156.77
Net debt (C=B-A)	136.66	144.49
Total equity		
Total capital (equity + net debts) (D)	(202)	(122)
Gearing ratio (C/D)	(0.68)	(1.18)

x In view of the nature of business, where the necessary documentary evidence does not support the payment made/expenses incurred, the same are accounted for on the basis of certification of the Management.

y Trade receivables, Trade payables, Current liabilities, Expenses Recoverable/payable & other loans & Advances are subject to confirmation and reconciliation from the parties.

z Additional disclosures:-

i

(a) The Company has not advanced or loaned or invested funds (either borrowed funds or share premium or any other sources or kind of funds) to any other persons or entities, including foreign entities (Intermediaries) with the understanding (whether recorded in writing or otherwise) that the Intermediary shall (i) directly or indirectly lend or invest in other persons or entities identified in any manner whatsoever by or on behalf of the company (Ultimate Beneficiaries) or (ii) provide any guarantee, security or the like to or on behalf of the Ultimate Beneficiaries.

b) The Company has not received any funds from any persons or entities, including foreign entities (Funding Party) with the understanding (whether recorded in writing or otherwise) that the company shall (i) directly or indirectly lend or invest in other persons or entities identified in any manner whatsoever by or on behalf of the Funding Party (Ultimate Beneficiaries) or (ii) provide any guarantee, security or the like on behalf of the Ultimate Beneficiaries.

ii The Company does not have any transactions or relationships with any companies struck off under Section 248 of the Companies Act, 2013 or Section 560 of the Companies Act, 1956

iii The company does not have any charges or satisfaction which is yet to be registered with the Registrar of Companies beyond the statutory period.


iv The company has not been declared willful defaulter by any bank or financial institution or government or any government authority.



✓ There are no transactions that have been surrendered or disclosed as income during the year in the tax assessments under the Income Tax Act, 1961 which have not been recorded in the books of account.


2 The Company has made default in repayment of principal as well as interest due on Term Loan taken from Viswaroopa Info Services India Private Limited, Viswaroopa Info Services India Private Limited and Mr. M. Sai Eswara Swamy has filed applications against the company under section 7 of the Insolvency and Bankruptcy Code, 2016 before National Company Law Tribunal (NCLT), Delhi for initiation of corporate insolvency resolution process on the ground that the company has defaulted in making repayment. The case is still pending for order with principal bench of NCLT, Delhi.


**As per our Report of even date
For Subhash C. Gupta & Co.
Chartered Accountants
Firm Regn. No. 004103N**


(Subhash C. Gupta)
Partner
M. No.080222
Place: New Delhi
Date: 19 MAY 2023



**For and on behalf of the Board
For Siti Vision Digital Media Pvt. Ltd.**


Director
DIN:01588781
K Sivarama Krishna


Director
DIN:08100962
Vijay Kalur



Summary of significant accounting policies and other explanatory information for the year ended 31 March 2023
(All amounts in Rs. million, unless stated otherwise)


3 Financials Ratios

Sr. No.	Particulars	31 March 2023	31 March 2022	Change
i)	Current Ratio (A/B)	0.35	0.29	21%
	Current assets (A)	225.33	185.33	
	Current liabilities (B)	652.96	647.91	
ii)	Debt-equity ratio (A/B)	-	-	0%
	Total Debt (A)	-	-	
	Total equity (B)	-338.41	-266.48	
iii)	Debt-service coverage ratio (A/B)	-	-	0%
	Earnings available for debt services (i.e EBID)- (A)	59.48	68.45	
	Borrowings including finance cost (B)	-	-	
iv)	Return on equity ratio (A/B)	0.21	0.10	125%
	Net profit for the year (A)	-72.57	-25.45	refer note 6 (a)
	Total equity (B)	-338.41	-266.48	
v)	Inventory turnover ratio (A/B)	NA	NA	NA
	Cost of goods sold (A)			
	Average inventory (B)			
vi)	Trade receivables turnover ratio (A/B)	2.39	2.38	0.23%
	Revenue from operations (A)	343.47	355.63	
	Average trade receivables (B)	143.84	149.27	
vii)	Trade payables turnover ratio (A/B)	0.40	0.42	-4%
	Credit purchases (A)	192.41	200.51	
	Average trade payables (B)	480.20	478.23	
viii)	Net capital turnover ratio (A/B)	(0.80)	(0.77)	4%
	Revenue from operations (A)	343.47	355.63	
	Working capital	-427.63	-462.58	
ix)	Net profit ratio (A/B)	(0.21)	(0.07)	195%
	Net profit after tax	-72.57	-25.45	refer note 6 (b)
	Revenue from operations	343.47	355.63	
x)	Return on capital employed (A/B)	0.21	0.11	98%
	Earning before interest but after taxes (A)	-71.12	-23.84	refer note 6 (c)
	Capital employed or net assets (B)	-338.41	-224.27	
xi)	Return on investment	0.21	0.11	89%
	Net profit after tax (A)	-72.57	-25.45	refer note 6 (d)
	Capital employed or net assets (B)	-338.41	-224.27	

Notes:

Ratios relating to balance sheet items have been presented as at 31 March 2023 and 31 March 2022. Whereas, ratios relating to items of statement of profit and loss account has been presented for financial year ended 31 March 2023 and 31 March 2022.

- 1
- 2 Net profit after tax excludes other comprehensive income
- 3 Net assets is the total of equity share capital and other equity.
- 4 Total debt comprise of borrowings from external lenders.
- 5 Credit purchases comprise of purchases during the year and other expenses
- 6 Reason for change by more than 25%
 - a Increased due to increase in loss for the year
 - b Increase due to higher loss after tax and lower revenue from operations in comparison to previous year.
 - c Increase due to higher loss before interest but after taxes in comparison to previous year
 - d Increase due to higher loss after tax and higher accumulated losses in comparison to previous year.



Handwritten signature

20 Revenue from operations

	March 31,2023	March 31,2022
	Rs.	Rs.
Sale of services		
Digital Revenue/Subscription income	237.77	252.20
Advertisement income	12.45	6.83
Carriage income	42.03	47.61
Incentive Revenue	42.09	45.96
Activation and Set top boxes pairing charges	2.64	2.88
Other networking and management income	0.08	0.12
Sale of Inventory	6.41	0.02
	343.47	355.63

21 Other income

	March 31,2023	March 31, 2022
	Rs.	Rs.
Interest income	0.63	-
Interest on Income Tax	-	1.93
Excess provisions written back	-	9.78
Foreign Fluctuations Gain	-	0.01
Fixed Deposit Interest	0.56	0.02
Misc Income	0.00	-
Bad Debts Written off	12.48	-
	13.68	11.73

22 Carriage sharing, pay channel and related costs

	March 31,2023	March 31, 2022
	Rs.	Rs.
Pay Channel Subscription	191.28	200.49
	191.28	200.49

23 Employee benefits expense

	March 31,2023	March 31, 2022
	Rs.	Rs.
Salaries, allowances and bonus	34.87	28.70
Contributions to provident and other funds	2.18	1.91
Staff welfare expenses	1.09	0.90
Leave Encashment and Gratuity	1.74	1.10
	39.89	32.61

24 Finance costs

	March 31,2023	March 31, 2022
	Rs.	Rs.
Interest/late fee on service tax/TDS	0.02	0.06
Bank charges	1.43	1.55
Interest on L.C	-	-
	1.44	1.61

25 Depreciation and amortisation expenses

	March 31,2023	March 31, 2022
	Rs.	Rs.
Depreciation of tangible assets	107.89	104.57
Amortisation of intangible assets	0.02	1.30
	107.92	105.87



26 Other expenses	March 31, 2023	March 31, 2022
	Rs.	Rs.
Rent	3.56	3.47
Office Expenses	0.63	0.55
Rates & Taxes	0.14	0.11
Communication expenses	0.18	0.28
Repairs and maintenance - Others	1.17	0.77
Repairs and Maintenance cost-Network	5.97	0.53
Other Operational Cost	19.34	8.58
Electricity and water charges	4.59	3.62
Legal, professional and consultancy charges	6.04	5.47
Travelling	0.06	0.08
Conveyance expenses	2.60	2.02
Printing & Stationery	0.14	0.09
Auditor's Remuneration	0.14	0.10
ROC Filing Fees	-	0.00
Books & periodicals	0.02	0.02
Security charges and house keeping charges	0.43	0.38
Provision for bad debts	18.67	-
Accounts Writteoff	-	-
Vehicle expenses	0.19	0.01
Swachh Bharat Cess Expenses / Service tax expenses	-	-
Commission charges and incentives	-	0.40
Business & Sales Promotion	0.09	-
Repair & Maintenance-Network	-	-
VC Card maintenance charges	-	-
Freight Charges	-	-
SMS Usage Charges.	1.22	1.38
Anchor Charges- Ads	-	-
Distributor commission	-	-
Management Charges	-	37.90
STB Purchase	-	-
Miscellaneous Expenses	0.01	-
Foreign exchange fluctuation loss	0.18	0.05
	65.38	65.79

***Auditors' remuneration**

as an auditor	0.07	0.07
Limited review fees	0.02	0.02
for other services (certifications)	0.05	0.05
for reimbursement of expenses	-	-
	0.14	0.13

27 Earnings per share

	March 31, 2023	March 31, 2022
	Rs.	Rs.
Profit attributable to equity shareholders	(72)	(25.33)
Number of weighted average equity shares		
Basic	1,477,621	1,477,621
Diluted	1,477,621	1,477,621
Nominal value of per equity share (`)	10	10
Loss per share fter tax (`)		
Basic	(48.68)	(17.14)
Diluted	(48.68)	(17.14)



6 Loans	March 31, 2023	March 31, 2022
	Rs.	Rs.
Security deposits		
Unsecured, considered good	1.86	1.86
Doubtful		
	1.86	1.86
Less: Provision for doubtful security deposits	-	-
	1.86	1.86
7 Trade receivables	March 31, 2023	March 31, 2022
	Rs.	Rs.
Unsecured, considered good	160.52	127.17
Unsecured, considered doubtful	18.67	82.19
	179.19	209.35
Less: Provision for doubtful debts	18.67	82.19
	160.52	127.17
Trade receivable ageing schedule		

As at 31 March 2022

Particulars	Unbilled	Not due	Outstanding for following periods from due date of payment					Total
			Less than 6 months	6 months - 1 year	1-2 years	2-3 years	More than 3 years	
Undisputed								
(i) Considered good	-	-	35.62	24.34	-	-	-	59.95
(ii) Significant increase in credit risk	-	-	-	-	8.21	5.87	105.16	119.24
(iii) Credit impaired	-	-	-	-	-	-	-	-
Disputed								
(iv) Considered good	-	-	-	-	-	-	-	-
(v) Significant increase in credit risk	-	-	-	-	-	-	-	-
(vi) Credit impaired	-	-	-	-	-	-	-	-
Unbilled	31.31	-	-	-	-	-	-	31.31
Total	31.31	-	35.62	24.34	8.21	5.87	105.16	210.50

As at 31 March 2022

Particulars	Unbilled	Not due	Outstanding for following periods from due date of payment					Total
			Less than 6 months	6 months - 1 year	1-2 years	2-3 years	More than 3 years	
Undisputed								
(i) Considered good	-	-	11.54	4.37	-	-	-	15.92
(ii) Significant increase in credit risk	-	-	-	-	1.28	5.94	104.03	111.25
(iii) Credit impaired	-	-	-	-	-	-	82.19	82.19
Disputed								
(iv) Considered good	-	-	-	-	-	-	-	-
(v) Significant increase in credit risk	-	-	-	-	-	-	-	-
(vi) Credit impaired	-	-	-	-	-	-	-	-
Unbilled	26.39	-	-	-	-	-	-	26.39
Total	26.39	-	11.54	4.37	1.28	5.94	186.22	235.74



[Handwritten signature]

8 Cash and bank balances

	March 31, 2023	March 31, 2022
	Rs.	Rs.
Cash and cash equivalents		
Cash on hand	1.45	1.41
Cheques on hand	-	-
Balances with banks		
On current accounts	13.64	10.59
In deposit account (with maturity upto three months)	-	-
Fixed Deposit	0.28	0.27
	15.37	12.27

9 Other Financial Assets

	March 31, 2023	March 31, 2022
	Rs.	Rs.
Others		
Interest accrued and not due on fixed deposits		
Unbilled revenue	31.31	26.39
	31.31	26.39

10 Other Current Assets

	March 31, 2023	March 31, 2022
	Rs.	Rs.
Advances to related parties unsecured, considered good		
Advances recoverable in cash or kind:		
Other advances	3.00	0.99
Advance to staff	0.29	0.10
Advance Direct Tax	4.16	8.63
GST Input	1.11	0.24
MAT Credit	9.35	9.35
Prepaid Expenses	0.23	0.20
	18.14	19.51

11 Share capital

	March 31, 2023	March 31, 2022
	Rs.	Rs.
Authorised share capital 1500000 (Previous year: 1500000) equity shares of ₹ 10 each	15.00	15.00
Total authorised capital	15.00	15.00
Issued, Subscribed and Paid up 1477621 (Previous year: 1477621) equity shares of ₹ 10 each	14.78	14.78
Total paid up capital	14.78	14.78
Forfeited equity shares		
	14.78	14.78

(i) Reconciliation of number of shares outstanding as on 31.03.2023

Particulars	31-Mar-23	31-Mar-21
Balance at the beginning of the year	-	-
Issued during the year	-	-
Balance at the end of the year	-	-



Handwritten signature

- (ii) **Rights, Preferences and Restrictions attached to equity shares**
The Company has one class of equity shares having a par value of Rs. 100

- (iii) **Shares held by Holding Company, Ultimate Holding Company and their**

The details of equity shares held by holding company, Ultimate Holding Company and their

Particulars	31-Mar-22	31-Mar-21
Siti Networks Limited		

- (iv) **Shareholders holding more than 5% of total equity shares**

Particulars	31-Mar-22	31-Mar-21
Name		
% of total Shares		
% change during the year		

- (v) **Promoters shareholding in share capital note:**

S. No.	Promoter's Name	No. of Shares	% of total Shares	% change during the

12 Other Equity

	March 31 ,2023 Rs.	March 31 ,2022 Rs.
Retained Earnings		
Balance at the beginning of the year	(429.71)	(404.26)
Prior Period Adjustment	-	-
Add: Transfer from Deferred Activation Revenue	-	-
Add: Profit/(Loss) for the year	(72.57)	(25.45)
Balances as at the end of the year (A)	(502.28)	(429.71)
Other Comprehensive income		
Balance at the beginning of the year	1.70	1.58
Other comprehensive income recognised directly in retained earnings		
Deferred Activation Revenue		
Gratuity/Leave Encashment	0.63	0.12
Balances as at the end of the year (B)	2.33	1.70
Securities premium account		
Balance at the beginning of the year	146.76	146.76
Add: Received on issue of equity shares on conversion of Warrants and OFCDs (refer note 4(f))		
Less: Adjustment of expenses incurred on issue of equity shares		
Balances as at the end of the year (C)	146.76	146.76
Balances as at the end of the year (A+B+C)	(353.19)	(281.25)



13 Provisions	March 31, 2023 Rs.	March 31, 2022 Rs.
Provision for employee benefits		
Provision for gratuity	3.15	2.85
Provision for Leave Encashment	0.23	0.27
	<u>3.38</u>	<u>3.11</u>
14 Deferred tax liability (net)	March 31, 2023 Rs.	March 31, 2022 Rs.
Deferred tax Assets(Net)	(45.19)	(67.88)
	<u>(45.19)</u>	<u>(67.88)</u>
	Rs.	Rs.
Deposit from operators	0.48	0.48
Deferred SMS Revenue	7.69	9.01
Advance from holding company	27.77	29.61
	<u>35.94</u>	<u>39.10</u>
16 Short-term borrowings	March 31, 2023 Rs.	March 31, 2022 Rs.
Unsecured loan		
Unsecured and unconfirmed		
Loans and advances from Directors/related parties	152.03	25.27
Loans and advances from others	-	131.50
	<u>152.03</u>	<u>156.77</u>
The above amount includes		
Unsecured borrowings (Repayable on Demand)	152.03	156.77
Net amount	<u>152.03</u>	<u>156.77</u>
17 Trade payables	March 31, 2023 Rs.	March 31, 2022 Rs.
- Total outstanding dues of micro enterprises and small enterprises; and		
- Total outstanding dues of creditors other than micro enterprises and small enterprises	482.03	478.36
Provisions	<u>482.03</u>	<u>478.36</u>



[Handwritten signature]

Trade payable ageing schedule
As at 31 March 2023

Particulars	Unbilled	Not due	Outstanding for following periods from due d				Total
			Less than 1 year	1-2 years	2-3 years	More than 3 years	
i) MSME	-	-	-	-	-	-	-
ii) Others	-	-	36.93	65.59	78.51	301.00	482.03
iii) Dispute dues - MSME	-	-	-	-	-	-	-
iv) Dispute dues - Others	-	-	-	-	-	-	-
Total	-	-	36.93	65.59	78.51	301.00	482.03

As at 31 March 2022

Particulars	Unbilled	Not due	Outstanding for following periods from due d				Total
			Less than 1 year	1-2 years	2-3 years	More than 3 years	
i) MSME	-	-	-	-	-	-	-
ii) Others	23.17	-	96.09	91.62	6.86	260.62	478.36
iii) Dispute dues - MSME	-	-	-	-	-	-	-
iv) Dispute dues - Others	-	-	-	-	-	-	-
Total	23.17	-	96.09	91.62	6.86	260.62	478.36

18 Other financial liabilities

March 31, 2023	March 31, 2021
Rs.	Rs.

Book overdraft

-	-
-	-

19 Other Current Liabilities

March 31, 2023	March 31, 2022
Rs.	Rs.

Income received in advance
Advances from customers
Credit balance of Staff
GST Payable
Professional tax payable
Provident fund/ESI payable
TDS Payable

0.57	0.71
6.86	2.73
1.77	0.95
3.58	1.45
0.02	0.02
0.37	0.33
2.90	3.97
16.07	10.17

21 Provisions

March 31, 2023	March 31, 2022
Rs.	Rs.

Provision for Taxation A/c
Expense Payable
Audit Fees Payable
Provision for gratuity
Provision for Leave

-	0
-	0
0.09	0.09
2.61	2.40
0.13	0.13
2.83	2.62



Handwritten signature

SITI VISION DIGITAL MEDIA PVT LTD,

4 Tangible assets

	13	3	5	10	5	5	5	5	8	(millions)
--	----	---	---	----	---	---	---	---	---	------------

Gross block	Plant and equipment	Computers	Office equipment	Furniture and fixtures	Air conditioners	Studio equipment	Vehicles	Electrical Equipment	Set top boxes	Total
Balance as at March 2022	139.04	2.56	2.28	0.73	1.09	4.00	0.32	0.61	814.14	964.79
Additions	3.04	0.56	0.15	0.15	0.06	1.04	-	0.08	24.84	29.90
Disposal	-	-	-	-	-	-	-	-	-	-
Balance as at March 2023	142.08	3.12	2.42	0.87	1.16	5.04	0.32	0.69	838.98	994.69
Accumulated depreciation										

Balance as at 31.03.2022	121.00	1.30	2.22	0.57	1.02	2.60	0.32	0.36	677.62	807.01
Charge for the year	4.17	0.49	0.04	0.04	0.03	0.36	-	0.04	102.73	107.89
Reversal on disposal of assets										
Balance as at 31.03.2023	125.16	1.79	2.26	0.61	1.06	2.96	0.32	0.39	780.35	914.90

Net block

Balance as at March 31, 2022	18.05	1.26	0.06	0.16	0.07	1.40	0.00	0.26	136.52	157.78
Balance as at March 31, 2023	16.92	1.33	0.17	0.27	0.10	2.08	0.00	0.30	58.63	79.79

4A CWIP Ageing

As at 31st March, 2023	Amount in CWIP (Amount in Rupees) for a period of				Total (Amount in Rs.)
	Less than 1 year	1-2 years	2-3 years	More than 3 years	
Projects in progress	1.46	-	-	-	1
Projects temporarily suspended	-	-	-	-	-

As at 31st March, 2022	Amount in CWIP (Amount in Rupees) for a period of				Total (Amount in Rs.)
	Less than 1 year	1-2 years	2-3 years	More than 3 years	
Projects in progress	10.59	-	-	-	11
Projects temporarily suspended	-	-	-	-	-



[Handwritten signature]

5	Intangible assets		(` millions)
	Gross block	Software	Total
	Balance as at 31 March 2022	18.55	18.55
	Additions	0.05	0.05
	Balance as at 31st March 2023	18.60	18.60
	Accumulated amortisation		
	Balance as at March 31,2022	18.35	18.35
	Charge for the year	0.02	0.02
	Balance as at March 31 2023	18.38	18.38
	Net block		
	Balance as at March 31,2022	0.17	0.17
	Balance as at March 31, 2023	0.22	0.22



[Handwritten signature]